


Intercell[®]



Interface[®]

Intercell[®] from Interface

Low profile floor management system

Interface began life in 1973, when our founder Ray Anderson saw the need for more versatile flooring in the office. In 1987, we acquired Heuga, the European manufacturer of the original carpet tile with a strong heritage.

Interface is now the **world's largest designer and maker of modular flooring** – and the only truly global carpet tile manufacturer. Our products are cost-effective, easy to install and maintain, and have the flexibility to adapt as your organisation evolves.

With a focus on creativity and exploring new possibilities, we can help you realise your vision for a versatile, enjoyable workplace.

Intercell is a **space-saving, low-profile floor management system** for dealing with technical constraints organising cabling from computers, printers and other equipment tidily below the floor. It's also highly effective for underfloor heating and central heating.

Its simple construction consists of upright pedestals, floorboxes to house the cables and connectors with floor panels on top to form

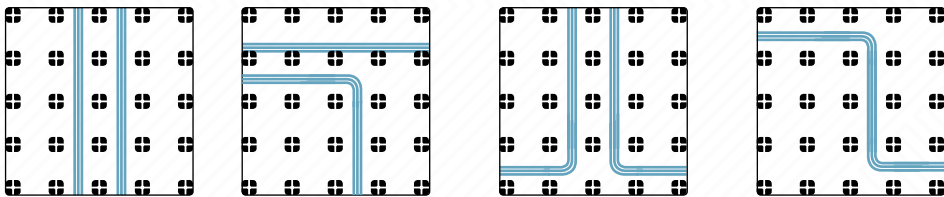
the floor, providing a solid, stable surface for carpet tiles.


Intercell is **quick and easy to install**, and requires no drilling. And once it's in position, workspace refurbishment or reorganisation is much simpler and less disruptive than with other cable management systems or traditional raised access flooring.

Design Flexibility

The Intercell pedestal system allows you to arrange cables or other services under the floor in a wide range of configurations.

**Allows an office space with
no visible cables**





Adaptability to change

You can lay any Interface carpet tile over Intercell, so completing your floor design is quick and straightforward, with power and data precisely where you need them.

Changing a space is simple too: the 500 x 500mm floor panels are easy to remove for re-cabling.

This allows for fast and simple access to a variety of floor boxes for data, power and communication connections.




Safe, tidy & comfortable

The integrated and linear, multiple pedestal structure of Intercell creates an inbuilt cable routing system, saving costs for additional cable trays that are commonly required with traditional raised flooring system.

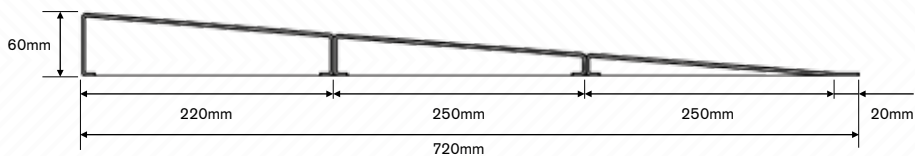
Intercell's standard access options and floor boxes provide multiple options for power and RJ45 connectors under one desk.

By using acoustical barriers the overall acoustics of the Intercell floor with Interface carpet tiles on top can be improved.



Supporting Accessibility

We offer an Intercell floor panel that's also an accessibility ramp. You can position this wherever you need it, and lay carpet tiles on it.



Intercell Accessibility Ramp (Standard gradient 1:12, optional 1:20, example is for 60mm system, gradient 1:12)



Intercell and underfloor heating

As well as making cable management easier, neater and more economical, Intercell is ideal for underfloor heating and central heating. With removable, lightweight floor panels, you can get to pipework or cables quickly for repairs and maintenance –

and if you need to restructure your heating to adapt to changes within your building, Intercell makes the process much more straightforward than other types of flooring.

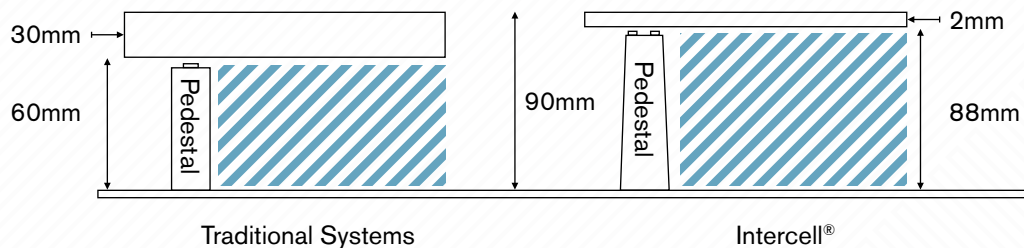


The benefits of using Intercell

Maximum cabling capacity in a space of minimal height

Other underfloor systems work with a wooden or calcium sulphate floor, which is typically 30mm thick. But with Intercell, the steel-plate floor is only 2mm thick, giving you much more space for cables and other services.

To simplify the installation and set up.

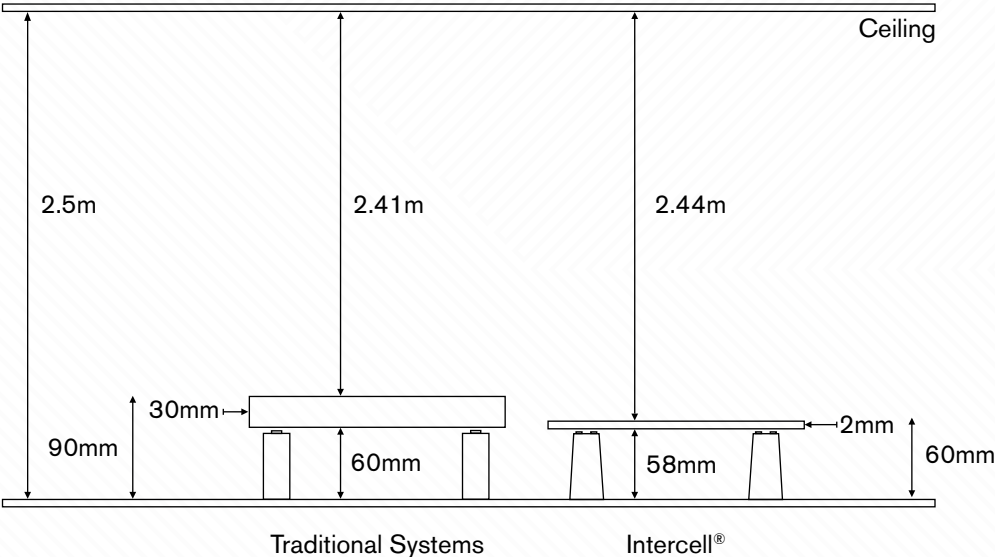


Making the most of floor-to-ceiling height

The use of traditional systems reduces the height between floor to ceiling.

Intercell with its low height makes the most of floor to ceiling height.

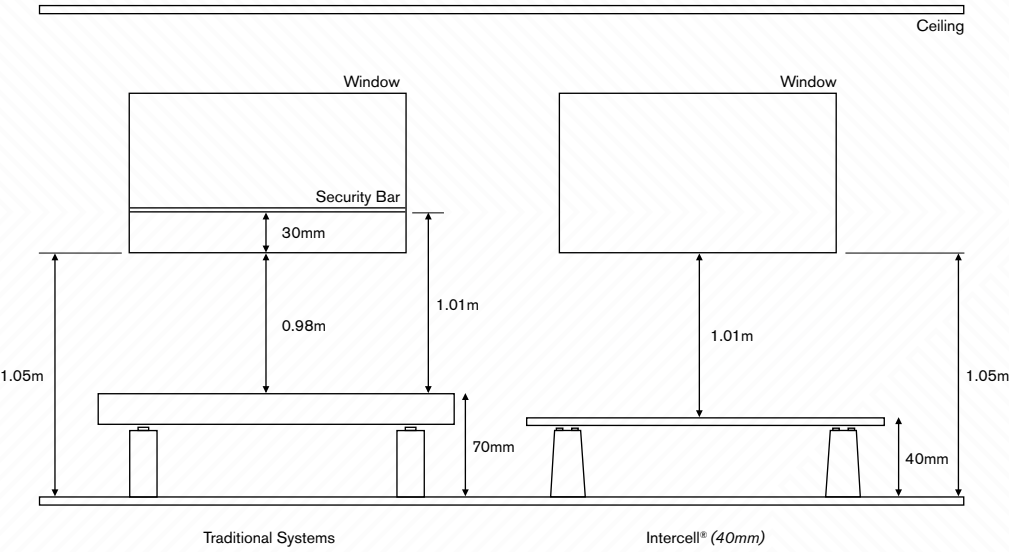
Ideal for use in the renovation of offices with low ceilings.



Better Security

The low profile of Intercell has a positive effect on the window height in a room. Building security regulations in many countries prescribe to add additional security bars or reinforcements to windows if the floor-to-window distance becomes too small.

The solution to help meet security regulations



High Modularity

With Intercell, you can choose from a range of heights – from 40mm to 110mm – depending on the capacity you need.


One Intercell solution can be found for each flooring setting

Less Weight

Intercell is a lightweight system, adding no more than 22kg/m² to the building structure, and making transportation, installation and maintenance more economical than with other systems. Yet with 64 pedestals per m², and manufactured for strength from galvanised steel, it gives outstanding load capacity.

Savings in transportation, installation and ease of handling

Intercell installations



Standard Intercell installation with carpet tiles



Standard Intercell installation with carpet tiles

Intercell installations





Standard Intercell installation with carpet tiles and wooden cover

Intercell installations





Intercell installation with wooden cover (AA100035003 Oak Nature)

A Sustainable Choice

We have a commitment to become, by 2020, the first company to be fully sustainable – which means having zero negative impact on the environment. We call this Mission Zero, and Intercell plays an important part. It contains a **minimum of 25% recycled steel (LEED approved)**, and the base steel elements are **100% recyclable**. We manufacture the pedestals using green electricity, and make the rubber pedestal coating from post-consumer rubber granulate.

Specifications / Test Results


40mm, 60mm, 90mm and 110mm heights

| | | |
|--|--|---|
| Pointload 25 x 25 mm. EN12825 – T5.2.1 | This test simulates the effect of a pointload. | Maximum deflection: * at 3000 N < 2,4 mm Maximum permanent indentation: * at 3000 N < 0,8 mm |
| Maximum working load. EN12825 – T5.2.1 | This test simulates the maximum workingload on a point loading of 25 x 25 mm | Maximum working load = 10 KN. or 1000kg |
| Uniformly distributed load. EN12825 | This test simulates a uniform load for a period of 24 hours. | Deflection at 16000 N/m ² : < 0,5 mm. Deflection at 48000 N/m ² : < 0,5 mm. |
| Soft Body Impact test. EN12825 - T5.5 .2 | A 40 kg soft body is dropped onto the system from a height of 1 mtr | The system did not collapse. |
| Hard Body Impact test. EN12825 - T5.5 .1 | A 4,5 kg hard body is dropped onto the system from a height of 60 cm. | The system did not collapse |
| Classification According EN12825 | Overall load test result and classification. | Class 4 B. Ultimate load > 9 KN Deflection < 2,5mm |
| Small Scale Fire test. Resistant to fire EN13501-2 | A fire is created in the void with 1 kg of wood which is allowed to burn for 30 minutes. The whole system is loaded with 800 kg/m ² . | Maximum deflection: 0,98 mm |
| Fire test for building products Reaction to fire EN13501-1 | Determination of inflammability and contribution to the extension of the fire. | Class Afl-s1. |
| EMC test: Electro Magnetic Compatibility | Protection of the system regarding electromagnetism. | Attenuation: * from 3 - 30 Mhz: approx. 25 dB * from 30 - 1000 Mhz: approx. 20 dB |
| Horizontal impact sound isolation: EN-ISO 140-12 | The impact sound isolation is measured from one room to a room annex using two Intercell rockwool barriers. | L n, f, w = 46 dB |
| Horizontal airborne sound isolation: EN-ISO 140-12 | The airborne sound isolation is measured from one room to a room annex using two Intercell rows of rockwool. | D n, f, w = 53 dB |
| Vertical impact sound isolation: EN 140-8 | The impact sound isolation is measured from a room above to a room downstairs. | Delta Lw: * without carpet: 23 dB * with carpet: 30 dB |
| Vertical airborne sound isolation EN 140-8 | The airborne sound isolation is measured from one room to a room downstairs | Delta Rw: * without carpet: 52 dB * with carpet: 57 dB |
| Sound Absorption EN-ISO 11654 | Measuring and rating of the sound absorption of a product in a room | α_w : With carpet : 0.30 Without carpet: 0.10 |
| Thermal isolation value: ISO 10211-1. | The thermal dissipation is measured in m ² K/W. | Rc-value (58mm system): * without carpet: 0,015 m ² K/W * with carpet: 0,11 m ² K/W |

Component Guide

Pedestal Panels


| Item | Description | Unit |
|-------------|---|----------------|
| AA100028002 | Pedestal height 38mm (system height 40mm) | m ² |
| AA100028003 | Pedestal height 58mm (system height 60mm) | m ² |
| AA100028005 | Pedestal height 88mm (system height 90 mm) | m ² |
| AA100028006 | Pedestal height 108mm (system height 110mm) | m ² |



Pedestal Panel

Edge Rails

| Item | Description |
|-------------|---|
| AA100014004 | Edgerail 40 mm. Length 2 meter, width 25mm |
| AA100014005 | Edgerail 60 mm. Length 2 meter, width 25mm |
| AA100014008 | Edgerail 90 mm. Length 2 meter, width 25mm |
| AA100014002 | Edgerail 110 mm. Length 2 meter, width 25mm |



Edge Rail

Floor Panel

| Item | Description | Unit |
|-------------|--|----------------|
| AA100031005 | Floor panel 2mm thickness (500mm x 500 mm) | m ² |



Floor Panel

Accessibility Ramps

| Item | Description |
|-------------|---|
| AA100002004 | Ramp 40 mm, 1 meter width, gradient 1:12 |
| AA100002005 | Ramp 60 mm, 1 meter width, gradient 1:12 |
| AA100002007 | Ramp 90 mm, 1 meter width, gradient 1:12 |
| AA100002003 | Ramp 110 mm, 1 meter width, gradient 1:12 |
| AA100002001 | Ramp 60 mm, 1 meter width, gradient 1:20 |
| AA100002002 | Ramp 90 mm, 1 meter width, gradient 1:20 |



Accessibility Ramp

Component Guide

Acoustical/Fire Barriers

| Item | Description |
|-------------|--|
| AA100005001 | Barrier for Acoustic, Fire and Air 40mm - 1000 mm |
| AA100005002 | Barrier for Acoustic, Fire and Air 60mm - 1000 mm |
| AA100005003 | Barrier for Acoustic, Fire and Air 90mm - 1000 mm |
| AA100005005 | Barrier for Acoustic, Fire and Air 110mm - 1000 mm |




Acoustical/Fire Barrier

Access Plates & Covers


| Item | Description |
|-------------|---|
| AA100004011 | Access panel + cover with polycarbonate rim and 1 polycarbonate protector |
| AA100004021 | Access panel + cover with polycarbonate rim and 1 brush |



Access Plate



Cover with Protector




Cover with Brush

Note: a wide variety of other access plates is available on request

Floor Boxes

| Item | Description |
|-------------|---------------------------------------|
| AA100025001 | Eurobox (polycarbonate) |
| AA100025002 | Euroboxes (polycarbonate - box 10 pc) |



Floor Boxes

Inserts

| Item | Description |
|-------------|-------------------------------|
| AA100021001 | Insert Keystone 14.9 x 19.6mm |
| AA100021002 | AT&T, Commscope, Systemax |
| AA100021017 | Wieland GST 18i-3 |
| AA100021011 | Insert Module 45 |



Inserts

Component Guide

Qconnect Floorboxes

| Item | Description |
|-------------|---|
| AA100025007 | Qconnect Floorbox for 40mm and higher |
| AA100025012 | Qconnect Floorbox for 60mm and higher > UK |
| AA100025010 | Qconnect Floorbox for 60mm and higher > EU |
| AA100025009 | Qconnect Floorbox for 60mm and higher > F-B |



AA100025007
Qconnect Floorbox



AA100025010
Qconnect Floorbox



AA100025012
Qconnect Floorbox

Earthing Wires

| Item | Description |
|-------------|--|
| AA100013002 | Earthing wire kit |
| AA100013003 | Earthing wire 100mm (bag of 100 pc. for 25m ²) |
| AA100013004 | Earthing wire 170mm (bag of 10 pc. for 25 m ²) |



Earthing Wires

Adhesives

| Item | Description |
|-------------|--|
| AA100022001 | Acrylic Dispersion adhesive 16 Kg (20m ²) |
| AA100022003 | Polyurethane adhesive (PU) component A 9kg in comb. With 71679 (11m ²) |
| AA100022004 | Polyurethane adhesive (PU) component B 1kg in comb. with 71678 |



Adhesive

Screws & Supporting Fixclip

| Item | Description |
|-------------|---|
| AA100026001 | Megascrews (box of of 200pc for 50m ²) |
| AA100026003 | Fixclip for Megascrew (bag of 200pc for 50 m ²) |



Megascrew



Fixclip

Custom Offer - Intercell Wood Floor

The following components are available in a choice of 4 wood finishes Oak Nature, Oak Robust, Ash Nature and Walnut



Oak Nature



Oak Robust



Ash Nature



Walnut

Component Guide

Wood Floor Panel

| Item | Description | Unit |
|-------------|-------------|----------------|
| AA100035003 | Oak Nature | m ² |
| AA100035006 | Oak Robust | m ² |
| AA100035001 | Ash Nature | m ² |
| AA100035005 | Walnut | m ² |



AA100035003 Oak Nature

Wood Corner Lock

| Item | Description | Unit |
|-------------|------------------------|------|
| AA100010001 | Corner Lock Oak Nature | Pcs |
| AA100010004 | Corner Lock Oak Robust | Pcs |
| AA100010003 | Corner Lock Ash Nature | Pcs |
| AA100010005 | Corner Lock Walnut | Pcs |



AA100010001 Oak Nature

Component Guide

Wood Access Plate


| Item | Description | Unit |
|-------------|-------------------------|------|
| AA100004030 | Access plate Oak Nature | Pcs |
| AA100004038 | Access plate Oak Robust | Pcs |
| AA100004031 | Access plate Ash Nature | Pcs |
| AA100004039 | Access plate Walnut | Pcs |



AA100004030 Oak Nature

Wood Access Plate Cover

| Item | Description | Unit |
|-------------|------------------|------|
| AA100011003 | Cover Oak Nature | Pcs |
| AA100011005 | Cover Oak Robust | Pcs |
| AA100011032 | Cover Ash Nature | Pcs |
| AA100011031 | Cover Walnut | Pcs |



AA100011003 Oak Nature

Europe, Middle East & Africa

| | |
|----|-------------------------------------|
| AE | +971 4 399 6934 |
| AT | +41 44 913 68 00 |
| BA | +387 33 522 534 |
| BE | +32 2 475 27 27 |
| BG | +359 2 808 303 |
| BY | +375 17 226 75 14 |
| CH | +41 44 913 68 00 |
| CZ | +42 0 233 087 111 |
| DE | +49 2151 3718 0 |
| DK | +45 33 79 70 55 |
| ES | +34 932 418 750 |
| FR | +33 1 58 10 20 20 |
| HR | +385 14 62 30 63 |
| HU | +36 1 349 6545 |
| IE | +353 1 679 8466 |
| IL | +972 546602102 |
| IT | +39 02 890 93678 |
| KZ | +7 495 234 57 27 |
| NL | +31 33 277 5555 |
| ME | +381 11 414 92 00 |
| MK | +389 2 323 01 89 |
| NO | +47 23 12 01 70 |
| PL | +48 500 151 101 |
| PT | +351 217 122 740 |
| RO | +40 21 317 12 40/42/43/44 |
| RS | +381 11 414 92 00 |
| RU | +7 495 234 57 27 |
| SA | +966 500615423 |
| SE | 08-241 230 |
| SK | +421 911 104 073 |
| SI | +386 1 520 0500 +386 8 20 54 007 |
| TR | +90 212 365 5506 |
| UA | +38(044)238 27 67 |
| UK | +44 (0)1274 698503 |
| ZA | +27 11 6083324 |

Want to know more about Intercell?

You can find out more about the Intercell low-profile cable management system at

www.interface.com



Mission Zero:
our promise to eliminate any
negative impact our company
may have on the environment
by the year 2020.